

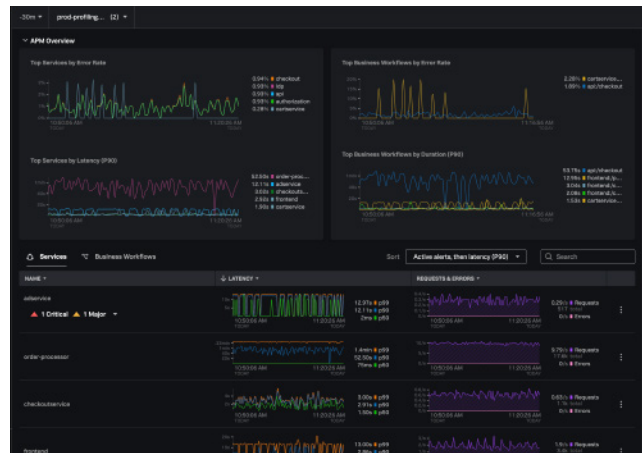
Splunk Application Performance Monitoring (APM)

Detect, troubleshoot and optimize your monoliths and microservices with confidence

Splunk APM provides end-to-end visibility of every service and its dependency to solve problems quicker across monoliths and microservices. Teams can immediately detect problems from new deployments, confidently troubleshoot by scoping and isolating the source of an issue, and optimize service performance by understanding how backend services impact end users and business workflows.

Immediately detect problems from new deployments

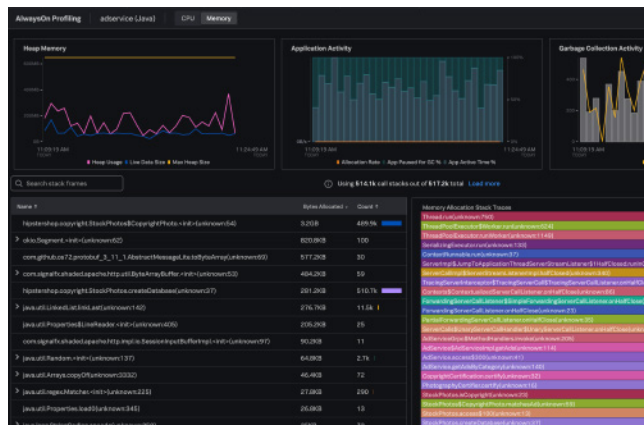
- **Real-time monitoring and alerting** - Splunk provides a 10 second resolution on metrics to detect and alert on issues when they happen.
- **Dynamic telemetry maps** - Easily visualize service performance in modern production environments in real time. End-to-end visibility of service performance from infrastructure, applications, end users, and all dependencies helps quickly scope new issues and troubleshoot more effectively.
- **Intelligent tagging and analysis** - View all tags from your business, infrastructure and applications in one place to easily compare new trends in latency or errors to their specific tag values.



Identify how latency and errors impact your services and workflows

Confidently troubleshoot monoliths and microservices

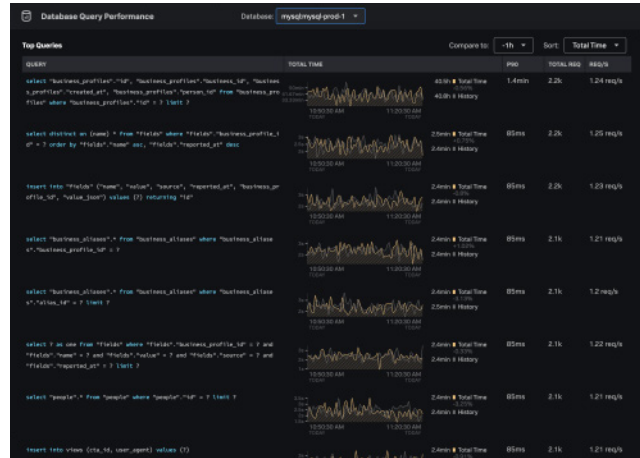
- **AI-directed troubleshooting identifies the most impactful issues** - Instead of manually digging through individual dashboards, isolate problems more efficiently. Automatically identify anomalies and the sources of errors that impact services and customers the most.
- **Complete distributed tracing analyzes every transaction** - Identify problems in your cloud-native environment more effectively. Splunk distributed tracing visualizes and correlates every transaction from the backend and frontend in context with your infrastructure, business workflows and applications.
- **Identify issues impacting specific users and groups** - Easily investigate any transaction to determine how slowness or errors impacts specific users or customer groups.



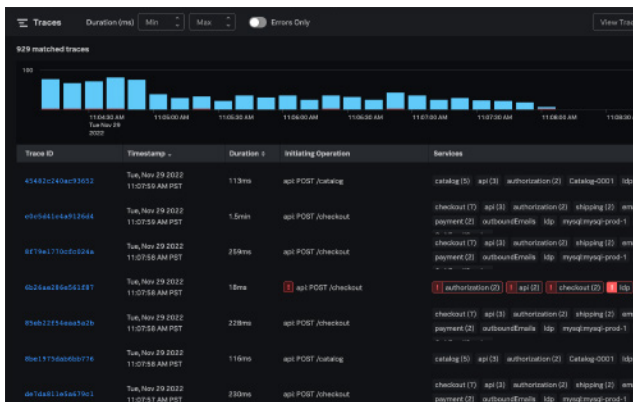
Flamegraphs help identify the code responsible for service bottlenecks

Optimize service resilience and performance

- Full stack correlation** - Within Splunk Observability, APM links traces, metrics, logs and profiling together to easily understand the performance of every component and its dependency across your stack.
- Monitor database query performance** - Easily identify how slow and high execution queries from SQL and NoSQL databases impact your services, endpoints and business workflows — no instrumentation required.
- AlwaysOn Profiling** - Continuously analyze how code impacts service performance, with minimal overhead. Identify the line of code responsible for slowness or crashes from inefficient CPU usage or memory allocation.



Identify slow and high execution queries impacting service performance



Analyze 100% of your trace data, linked with every metric and log event

OpenTelemetry Native

Splunk Observability Cloud makes it easy to get started. We're built on top of OpenTelemetry, using it as our default way of getting data in, which frees you from vendor lock-in and gives you full control over your data.

OpenTelemetry gives you:

1. A single, open standards-based auto-instrumentation across all your data types (metrics, traces, logs and more).
2. More control over your data since you are no longer locked-in to any one vendor.
3. Less toil since you can instrument once and never have to worry about doing it again, even if you switch tools down the road.

Driving success with Splunk APM and Observability



With Splunk Observability Cloud, Rappi has reduced developers' mean time to resolution (MTTR) by 90+%.

"Since technology-related alerts, business-related alerts, operations-related etc. alerts all live in the Observability Cloud, we are able to really pinpoint where the problem is and to concentrate on fixing it faster."

— Alejandro Comisario, Executive Vice President of Engineering, Rappi

[See the video](#)



"I don't think we would have been able to release our features without Splunk APM because we wouldn't have had the ability to see if the product was working and troubleshoot any unforeseen issues."

— Sean Schaade, Principal Architect, Care.com

[Read the case study](#)



"The Splunk Observability Suite helps us see clearly into our complex environment, allowing us to act based on data so we can deliver on our mission to help customers build better products, faster."

— Glenn Trattner, Chief Operating Officer, Quantum Metric

[Read the case study](#)

Try APM in the Splunk Observability Cloud today

Bundle APM within the Splunk Observability Cloud for end-to-end visibility, combine with Splunk Infrastructure to measure backend service performance and infrastructure health, or start with APM to detect, monitor and troubleshoot your monoliths and microservices.

[Start a free trial](#)



Learn more: www.splunk.com/asksales

www.splunk.com